

barn project.

---

# CATALOGUE

---



---

# 2025

---

[www.barnproject.com.au](http://www.barnproject.com.au)

# BESPOKE DOOR SOLUTIONS



## CONTENTS

Collections	3
What We Do	4
Door Systems	5 - 12
Door Designs	13 - 22
Stained Timber Doors	20
Acoustic Solutions	21
Best Seller	23
Hardware	24
How It Works	25
Best Seller	25
How To Order	26
Mudrooms and Wall Cladding	27
Contact Us	28

## OUR STORY

**Barn Project** is a small, family-owned business rooted in passion, craftsmanship, and a commitment to high-quality design. Founded by a dedicated mother-daughter-son trio, this proudly local Australian company specialises in designing and manufacturing custom barn doors, serving the greater Melbourne area.

The journey of Barn Project began during the COVID-19 pandemic when Chantelle, the mother, faced a unique challenge whilst renovating a caravan—she needed a custom-sized barn door but couldn't find one available in the market.

Fueled by determination, she taught herself how to build a barn door from scratch. The result was so impressive that her son encouraged her to list it on Marketplace to gauge interest. The response was overwhelmingly positive.

Seizing the opportunity, Chantelle persuaded her daughter Logan to leave her full-time job, and together they embarked on a journey that would see Barn Project rise to become Melbourne's market leader in custom barn doors. Their unwavering commitment to quality, affordability, and exceptional customer service has set them apart, making Barn Project the trusted name for beautifully crafted, custom barn doors in Victoria, backed by over four years of specialised experience in the field.



## BESPOKE BARN DOORS

**Barn Project** doors are custom-made sliding doors designed to fit your unique space and style.

Unlike mass-produced alternative options, our doors are hand crafted to your exact specifications, allowing for a personalised touch, design, colour, material and hardware.

We provide a blend of functionality and aesthetic appeal, making the the perfect addition to modern and rustic interiors alike.

We have includes our standard designs within this catalogue, along side the option of a full customisable design by consultation.

## COLLECTIONS

### CLASSIC

A timeless design featuring clean lines and simple detailing, ideal for any home, offering a balance of elegance and functionality on a budget.

Materials used are Pine and MDF.

Classic + is for doors that require more material and time to build.



### SIGNATURE

This range includes more intricate detailing for a more distinctive look made from all pine building materials.

The design options are limitless and can be custom made to your desired look.

This range is only made from all pine doors, and no MDF.



### PREMIUM

The ultimate in luxury and customisation. Premium designs feature hand crafted details, using glass, moulding and other high end materials for a truly unique and striking statement piece.

Designs include:

- Tassie Oak
- Moulding
- Glass
- Mirror
- Acoustic



# WHAT WE DO



## WE DESIGN

We have an extensive collection of doors to choose from, each design with its own unique characteristic.

If our catalogue does not have what you are looking for to bring your vision to life, we can guide you and create a one of a kind piece to be just yours.



## WE BUILD

Our doors are handmade and structurally designed to prevent warping.

We use a combination of building materials to create doors that are of the best quality made just here in Melbourne.



## WE PAINT

All our doors are painted and caulked for a superior finish.

Vivid White Low Sheen is our standard colour for all doors. We do however offer other colours and finishes at a cost, but this allows you to trust us to finish your door with professional spray products and processes.



## WE INSTALL

We are the best in Melbourne and install all doors and systems with full warranty.

We do offer DIY instructions to our customers if they wish to install themselves, with list of tools they would need.

# DOOR SYSTEMS



Choosing the perfect **door system** to suit the look you are going for and the practicality of the space can be daunting. Below are our door systems that work for most spaces.

## **Systems to choose from:**

- Single Barn Door
- Double Barn Doors
- Bypass Barn Doors
- Fixed Bypass System
- Bifold Barn Doors
- Invisible Track Door
- Ceiling Track Door (also Side Mounted)

If you are still not sure please contact us and we can talk it through with you and advise on what we think will best work for your space, budget and aesthetic.



# SINGLE BARN DOOR

Our **Single Barn Door System** is perfect for homeowners and interior designers who want to add charm to their home. A barn door is a great way to help reduce energy costs by sectioning off a room and can provide privacy to other rooms.

## Suitability

- Door width: 600mm- 2200mm
- Door height: 2100mm-2800mm
- Onsite-joined doors can be larger on a single track

## Colours

- Black (standard)
- Silver / Chrome\*
- Gold (sprayed)\*

\*Extra charges apply



## Pros

- Easiest of all the systems
- Most cost effective option
- Soft Closes optional addition
- Perfect for privacy with extended skirting option available
- Reduces energy costs
- Over 25+ designs to pick from

## Cons

- Need space for door to slide open to left or right.

## Installation

- Installation time required 30min-1hr
- No LVL or extra beams required
- Full warranty on all installations

# DOUBLE BARN DOORS

Our **Double Barn Door System** is either a design choice or due to special constraints, when one single door would simply not fit. Evenly proportioned and aesthetically pleasing.

## Suitability

- Each door width: 600mm- 2200mm (x2)
- Door height: 2100mm-2800mm

## Colours

- Black (standard)
- Silver / Chrome\*
- Gold (sprayed)\*

\*Extra charges apply



## Pros

- Secures large areas with two smaller doors.
- Soft closes optional addition
- Perfect for privacy with extended skirtings option available
- Reduces energy costs
- Middle cover strip included
- Over 25+ designs to pick from

## Cons

- This system costs more than a single door, due to additional hardware needed for proper and complete installation.

## Installation

- Installation time required 1hr-1.5hrs
- No LVL or extra beams required
- Full warranty on all installations

# BYPASS BARN DOORS

By using the **Bypass System**, a second door can be hung in front of the primary door to allow overlapping while opening and maintaining access to half or all of the opening.

## Suitability

- Each door width: 600mm- 2200mm (x2)
- Door height: 2100mm-2800mm
- For openings with limited opening space

## Colours

- Black (standard)
- Gold (sprayed)\*

\*Extra charges apply



## Pros

- Closes spaces that have limited side for door to open to
- Soft Closes optional addition on one door only
- Perfect for privacy with extended skirtings option available
- Reduces energy costs
- Over 25+ designs to pick from

## Cons

- Substantial gap from the doors to the wall, especially for far overlapping door. (Ask about extended skirtings)
- Not recommended for frequently used doors

## Installation

- Installation time required 1hr-1.5hrs
- No LVL or extra beams required
- Full warranty on all installations

# FIXED BYPASS SYSTEM

**Fixed Bypass System** is suitable for large openings, with no space for a barn door track to open to the side (left or right). One door is fixed within half (or 1/3) of the space, and a single operating barn door is installed to cover the rest of the opening. It is more cost effective than other systems.


## Suitability

- Each door width: 600mm- 2200mm (x2)
- Door height: 2100mm-2800mm
- For openings with no opening space

## Colours

- Black (standard)
- Gold (sprayed)\*

\*Extra charges apply



## Pros

- Closes spaces that have no space for door to open to
- Soft Closes optional addition
- Perfect for privacy with extended skirtings option available
- Reduces energy costs
- Suitable when there is no bulkhead
- Over 25+ designs to pick from

## Cons

- A part of the original door opening is lost to the fixed part of the system

## Installation

- Installation time required 1hr-1.5hrs
- No LVL or extra beams required
- Full warranty on all installations

# BIFOLD BARN DOORS

**Bi-fold Barn Doors** are two doors and fold close on top of each other, a space-saving solution in modern homes. They are commonly used for closets, laundry rooms, pantries, and other areas where traditional hinged and sliding doors may not be practical.

## Suitability

- Each door width: 300mm- 750mm
- Door height: 2100mm-2800mm
- For openings with limited opening space

## Colours

- Black (standard)
- Gold (sprayed)\*

\*Extra charges apply



## Pros

- Closes spaces that have limited space for hinged or sliding doors to be installed
- Reduces energy costs
- Over 25+ designs to pick from

## Cons

- No soft close option
- No extended skirting option
- Needs space for doors to fold open
- Takes two hands to operate
- Problems with handles can occur

## Installation

- Installation time required 1hr-1.5hrs
- No LVL or extra beams required
- Full warranty on all installations

# INVISIBLE TRACK DOOR

The **Invisible Track System** is perfect for a sleek timeless look where the track is invisible. Single and double doors are available for this system.

## Suitability

- Door width: 600mm- 1600mm
- Door height: 2100mm-2300mm
- No door jamb recommended

## Colours

- n/a - No track
- Aluminium floor track



## Pros

- No bulkhead needed (will leave small gap to ceiling)
- Alternative options to barn door look
- Perfect for privacy with extended skirtings option available
- Reduces energy costs
- Over 25+ designs to pick from

## Cons

- Not recommended for frequently used doors
- More expensive than alternative options
- No soft close options
- Uneven floors can impact operation of door
- Has a track along the floor

## Installation

- Installation time required 30min-1hr
- No LVL or extra beams required
- Full warranty on all installations

# CEILING TRACK DOORS

**Ceiling Mounted Doors** are a great alternative to the standard barn door track, especially if there is no bulkhead or you are looking to close the space completely to the ceiling and looking for something a little more modern.

## Suitability

- Door width: 600mm- 1800mm
- Door height: 2350mm-2800mm
- **Side Mounted** option also available (Top skirting 110mm - instead of 42mm)

## Colours (Track cover)

- White
- Black
- Gold
- Any painted colour



## Pros

- No bulkhead need
- Can be close to wall more than other systems
- Perfect for privacy with extended skirtings option available
- Reduces energy costs
- Over 25+ designs to pick from

## Cons

- Substantially more expensive due to installation time
- No soft close options available
- Floor to ceiling space must be level and square
- Skirtings and architraves can affect the space between the door and the wall

## Installation

- Installation time required 2hrs-4hrs
- Full warranty on all installations

# DOOR DESIGNS



After you have decided on a door system, you now have the option to pick your favourite **door design**.

## How to pick a design:

- Check if the door can be made at a suitable **size** to cover the space
- The door **materials** are listed for each style available.
- Choose the **back** of the door (by looking at the options) or decide if you would like the door to look the same / similar both sides, this is called a double profile. Some have additional costs - depending on the amount of additional material and time to build accordingly.
- Choose your **colour**. All doors are painted vivid white as standard. Additional cost applies to any colour of your choice. Stained doors can be any colour and are varnished in satin waterbased.

## KEY

- Ⓒ Classic Collection
- Ⓒ+ Classic Plus Collection
- Ⓕ Signature Collection
- Ⓖ Premium Collection
- ⒹP Double Profile - Similar both sides
- ⒹP+ Double Profile - Additional cost



## VJ FRAMED



### Size Options:

- W 350-2200mm
- H 2100-2450mm

### Back Options:

- Box Set #
- K-Frame / X-Frame

**Material:** Pine & MDF

**Price:** P / S / M / L / X



## K BARN



### Size Options:

- W 600-1500mm
- H 2100-2800mm

### Back Options:

- Premium Plain
- VJ Framed\*

**Material:** Pine & MDF or \*All Pine

**Price:** S / M



## BOX SET 6



### Size Options:

- W 350-2200mm
- H 2100-2450mm

### Back Options:

- VJ Famed
- Vertical Slats
- Moulding

The bigger the size, the more boxes

**Material:** Pine & MDF

**Price:** P / S / M / L / X



## BOX SET 3 OR 4



### Size Options:

- W 350-1200mm
- H 2100-2450mm

### Back Options:

- VJ Famed
- K Barn / X Barn
- Vertical Slats
- Moulding

**Material:** Pine & MDF

**Price:** P / S / M



## FISHBONE

### Size Options:

- W 600-1500mm
- H 2100-2800mm

**Material:** All Pine

**Price:** S / M



### Back Options:

- Fishbone Back



## FISHBONE BACK

### Size Options:

- W 600-1500mm
- H 2100-2800mm

**Material:** All Pine

**Price:** S / M



### Back Options:

- Fishbone
- Back of frame may vary to style



## FRAMED FISHBONE

### Size Options:

- W 600-1500mm
- H 2100-2800mm

**Material:** All Pine

**Price:** S / M



### Back Options:

- Fishbone Back



## BROAD FISHBONE

### Size Options:

- W 600-1500mm
- H 2100-2800mm

Can be **Framed** as well

**Material:** All Pine

**Price:** S / M



### Back Options:

- **Broad Fishbone** Back



## SLATS



### Size Options:

- W 350-2200mm
- H 2100-2450mm

**Material:** Pine & MDF  
Price: P / S / M / L / X

### Back Options:

- Box Set #
- K-Frame / X-Frame
- Double X



## FARMHOUSE



### Size Options:

- W 350-2200mm
  - H 2100-2800mm
- With or without middle brace

**Material:** All Pine  
Price: P / S / M / L / X

### Back Options:

- K-Frame / X-Frame
- Box Set # (with 130mm lining)
- Farm X



## PLATATION



### Size Options:


- W 350-2200mm
- H 2100-2450mm

**Material:** Pine & MDF  
Price: P / S / M / L / X

### Back Options:

- Box Set #

Can be double profile without the frame



## DOUBLE X



### Side Options:

- W 600-1200mm
- H 2100-2450mm

**Material:** Pine & MDF  
Price: S / M

### Back Options:

- VJ Famed
- Premium Plain
- Box Set



## GLASS OPTIONS



### Side Options:

- W 350-1600mm
- H 2100-2450mm

### Other Options:

- Design can vary
- Clear, Frosted or Reed
- Can add moulding or quads

**Material:** Pine & Glass



## PREMIUM PLAIN



### Side Options:

- W 350-1300mm
- H 2100-2450mm

### Back Options:

- Box Set #
- Double X

**Material:** Pine & MDF



## MOULDING



### Side Options:

- W 350-1200mm
- H 2100-2450mm

### Back Options:

- Box Set #
- With moulding inside frame

**Material:** Pine & MDF

Moulding patterns can vary



## DOUBLE PROFILE VJ



### Side Options:

- W 350-1800mm
- H 2100-2450mm

This design can be joined for larger options

**Material:** Pine & MDF or All Pine

### Material Options:

- Same both sides
- VJ-100 MDF or VJ-67 Pine



## BOX SET 12



### Size Options:

- W 350-2200mm
- H 2100-2450mm

Frame may vary to size

**Material:** Pine & MDF

**Price:** L / X

### Back Options:

- VJ Famed
- Vertical Slats



## 45 FISHBONE



### Size Options:

- W 1600-2200mm
- H 2100-2800mm

Can be Framed as well

**Material:** All Pine

**Price:** L / X

### Back Options:

- 45 Fishbone Back



## XBARN



### Size Options:

- W 1500-2200mm
- H 2100-2800mm

**Material:** Pine & MDF or \*All Pine

**Price:** L / X

### Back Options:

- Premium Plain
- VJ Framed\*



## 45 FISHBONE BACK



### Size Options:

- W 1600-2200mm
- H 2100-2800mm

**Material:** All Pine

**Price:** L / X

### Back Options:

- 45 Fishbone
- Back of frame may vary to size



## TASSIE HERRINGBONE



### Side Options:

- W 350-2200mm
- H 2100-2800mm

**Material:** Tassie Oak  
**Price:** Quote

### Other Options:

This material profile is similar to our Fishbone and K-barns and the designs can easily be used with this material



## HERRINGBONE



### Side Options:

- W 350-2200mm
- H 2100-2800mm

**Material:** All Pine  
**Price:** Quote

### Back Options:

- Vertical Box Set with similar front pattern
- Can be with no frame



## REED GLASS



### Side Options:

- W 350-1600mm
- H 2100-2450mm

**Material:** Pine & Glass  
**Price:** Quote

### Other Options:

- Clear, Frosted or Reed
- Panels can vary
- Can add moulding and quads



## FLAT LINED



### Size Options:

- W 350-2200mm
- H 2100-2450mm

**Material:** Pine & MDF  
**Price:** P / S / M / L / X

### Other Options:

- Same both side
- Line pattern can vary
- Box set



## STAINED K BARN



### Size Options:

- W 600-1500mm
- H 2100-2800mm

### Back Options:

- VJ Framed\*

Also in available XBarn

**Material:** All Pine

**Price:** S / M



## STAINED FISHBONE



### Size Options:

- W 600-1500mm
- H 2100-2800mm

### Back Options:

- Stained Fishbone Back

Also in available 45 Fishbone

**Material:** All Pine

**Price:** S / M



## FARM X



### Size Options:

- W 600-1500mm
- H 2100-2800mm

### Back Options:

- VJ Framed

Also in available XBarn

**Material:** All Pine

**Price:** S / M



## STAINED FISHBONE BACK



### Size Options:

- W 600-1500mm
- H 2100-2800mm

### Back Options:

- Stained Fishbone

Also in available 45 Fishbone

**Material:** All Pine

**Price:** S / M

# ACOUSTIC SOLUTIONS



**Barn Project** now offers acoustic solutions for your home. Barn doors are not the typical solutions when it comes to noise, light and privacy. We have listened to our customers needs, done some trials and testing and found that the we can offer a solution.

These solutions include:

- Extended Skirtings
- All Timber Doors
- Double Profile Doors
- Glass Doors

Further to the above, that already reduces noise from 30-50% - we have new added feature options to offer that can reduce noise by **60-80%**:

- Double Profile Acoustic Doors
- Hush Glass Doors

## TWO TYPES

### **Double Profile Acoustic Door**

These doors have the same design both-side. The door is built to be hollow and then filled with acoustic foam panels, which is typically used for theatre and study rooms.

### **Hush Glass Doors**

In our experience we have found this option to be the most effective and comes in 6.5mm and 8.3mm laminated hush glass. Glass door designs can vary and be custom to suite your home.

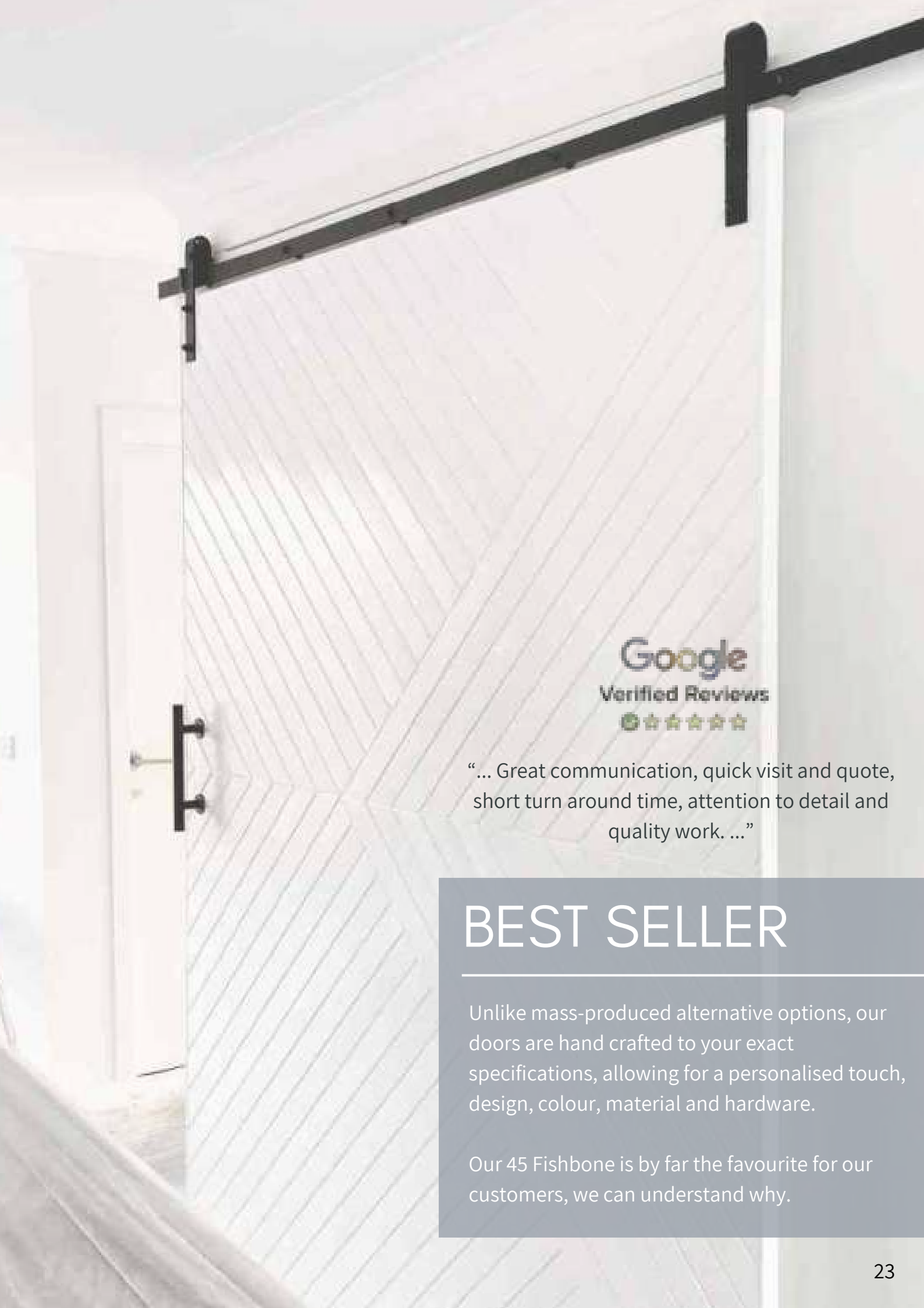
**Contact us for a quote**



# COMPLETE CUSTOM DESIGNS

Still not found what you are looking for? Contact us and let us guide you through more custom options to achieve the look you are going for.





“... Great communication, quick visit and quote, short turn around time, attention to detail and quality work. ...”

## BEST SELLER

Unlike mass-produced alternative options, our doors are hand crafted to your exact specifications, allowing for a personalised touch, design, colour, material and hardware.

Our 45 Fishbone is by far the favourite for our customers, we can understand why.

# HARDWARE

## BARN DOOR TRACKS

Barn door tracks are made of high-quality steel and functional rollers that are the best sliding door option in the market. We provide tracks in black, gold and silver - to allow you to achieve that designer look you are after for your home. Please let us know if your walls are brick or concrete as we need additional tools which we don't always carry on us.



BLACK



GOLD



SILVER

## BARN STYLE HANDLE

Barn door handle is by far the most popular. The front handle is long with rounded features.

The back of the handle is flush to the door and works perfectly to allow the door to slide open and close without hitting the wall.

Available in:

- Black
- Silver
- Gold

The other option is a square pull handle both sides. This works better if you have soft closes, however - the door will not open all the way, as the back handle will not go past the wall. The soft close or door stopper is set to the start and stop of the door.

Available in:

- Black 300mm, 450mm, 600mm
- Silver 300mm, 450mm
- Gold 300mm

## DOOR GUIDE

The door guide prevents the door from swinging. The guide is mounted off the wall or skirting, not the floor. If we are installing your door, please let us know if your skirting is tiled. We need a special drill bit which we don't always carry on us.

Available in:

- Black
- Silver
- Gold

# HOW IT WORKS



## BRACE BAR

The brace bar is used to secure the track to the studs of the wall. This is needed, as the track bolts don't line up with studs. Without the brace bar, the weight of the door will pull the track out or dent the wall/plaster.

Brace bars are normally painted white, but it can be painted the same colour as your wall.

From the photo, you can barely notice the brace bar, which sits directly behind the track.



Before



After

## EXTENDED SKIRTINGS

Barn doors do not close openings like normal internal hinged or cavity doors. The door hangs off the wall with a 30-40mm gap.

This is why we make the door 100-150mm wider than the opening. However, even then - the door will not be completely private or closed off.

Extended skirtings are offered for ensuites, bathrooms, bedrooms, theatre rooms or any room that requires more privacy or reduced light.

This is not standard, so please ask when ordering your door.



## SOFT CLOSES

Soft closes are installed on the track together with a catch on the top of the door. This allows the door to open and close slowly and softly. It also holds the door in a set position, which is what we use for double doors to hold the middle point.

Soft closes replace the purpose of door stoppers, installed at the end of the tracks.

Soft closes are not necessary, and is optional and not recommended for frequently used doors or doors used by small children.

# HOW TO ORDER



## MEASURING YOUR OPENING

When measuring your doorway you need to measure from the top of the doorway to the floor, including the width as shown in the image.

This is the measurements used to calculate the correct door size to cover the opening properly.

If your opening has a jamb with door stop, include this in your measurement as if it is part of the opening.

It is important to support the measurements with a photo, to ensure there is no obstructions when the door is installed.

## ORDERING YOUR DOOR FROM US

1

### MEASUREMENTS

SEND US PHOTOS

Please provide the measurements as instructed above and a photo of your opening, along with a clear view of where the door will be sliding.

2

### PICK YOUR SYSTEM

We offer a wide variety of hardware options to suit your style and needs. You can choose from black, gold, or silver finishes. Our hardware options include: Standard barn door, Bifold doors, Ceiling mount, Invisible tracks, Overlay, Fixed options and more.

3

### PICK YOUR DESIGN

Please send us the design you're interested in, or if you have specific requirements, be sure to let us know exactly what you're looking for. This will help us provide the best possible outcome for your project.

4

### INSTALL DAYS LEAD TIME

Please let us know your availability for installation or delivery. The lead time for installation is generally 2-4 weeks, while delivery typically takes 1-3 weeks. For best indication of time please call our office.

5

### CONFIRM YOUR ORDER

Before we accept your deposit, we will confirm your order and pricing to ensure everything is correct. This step helps us make sure your order meets your expectations and exact specifications.

6

### PAY THE DEPOSIT

Paying the deposit is simple. We will send you a secure JotForm link to complete the deposit process.

## CONTACT US

Office: 0435 434 386  
sales@barnproject.com.au

# MUDROOMS AND WALL CLADDING

We offer alternative services to barn doors, specialising in custom designed mudrooms and wall cladding, contact us to find out more.



Instagram



# CONTACT US

Office: 0435 434 386  
sales@barnproject.com.au  
www.barnproject.com.au



“From start to finish, the team at The Barn Project were incredible. Communication was exceptional and answered all questions I had to ensure we got exactly what we were after. The turn around time and installation was super fast. Knowing that they install barn doors every day gave me the confidence to choose them for this project. Couldn't be happier with our barn doors and the amazing service provided”