



The Sustainable Alternative

**Elevate your  
decking the  
sustainable way.**



# The ModWood Collection

ModWood replicates the look and feel of natural wood with precision. Choose from our two collections: our original **Natural Grain Collection (NGC)** and the next generation **Xtreme Guard Collection (XTG)**.

Both are crafted for easy care, high performance and enduring beauty with the Xtreme Guard having an added tough outer layer that provides extra stain, fade and scratch resistance.



## Natural Grain Collection

The Natural Grain Collection is inspired by the colours and grains found in natural timbers, and was created in response to consumer feedback. The colours include Black Bean (brown/black), Jarrah (red) Silver Gum (silver/grey) and Sahara (burnt orange). A black pigment is intermittently dispersed throughout the board in Black Bean, Jarrah and Silver Gum only.

The Natural Grain Collection includes variable colours with an embossed (grain) finish on the surface of both faces. One face is 'smooth' and the reverse is 'brushed'. The 137mm profiles have a deep embossed pattern; both faces are manufactured too the R11 anti-slip rating. Mini board and 88mm decking boards have a light embossed pattern on both faces.

## Weathering and surface temperature characteristics of Natural Grain Collection

ModWood does undergo some weathering when exposed to the elements. Whilst undergoing the weathering process the wood fibres will change to a silver grey colour. This adjusts the overall depth of colour of the board by lightening the colour. This is more noticeable on the smooth face and will primarily happen during the first couple of months after installation. The 'brushed' finish colour will change but not as much as the smooth surface, however the imprint of the embossed lines will also become less pronounced. Weathered colour of "smooth" finish will look similar to the cut end of the board.

Tests have shown that ModWood has a similar surface temperature to timber of similar colours and finishes. Because of this, you should be aware that darker colours such as Black Bean and Jarrah can retain the temperature and feel quite hot under-foot on a warm sunny day (similar to a dark, painted timber board).

For more information on weathering processes, colour differences and the pros and cons of using smooth or brushed finishes, see our website.



Colours shown here are approximate representations only. Colours may vary from batch to batch, however different batches of the same colour should weather to within a commercially acceptable tolerance. Natural Grain Collection colours are specifically designed to have variation in colour, pattern finish and depth of pattern. Samples are available from local merchant or by contacting ModWood.



## Durable with low maintenance

ModWood products have been designed not to warp, crack or splinter under normal conditions, and require no sanding, sealing or painting for long term protection. Manufactured and formulated in Australia for Australia's harsh conditions, ModWood products have a high degree of UV stability and are highly resistant to weather, moisture and termites.

ModWood Natural Grain Collection decking has very similar non slip ratings to painted or coated timber decking products. In commercial situations our 137 mm profiles have been manufactured to R11 anti-slip rating with a deep embossed pattern on both faces. The 88 mm decking board is manufactured to R10 anti-slip rating on both faces.

Underfoot ModWood feels firm and strong. This is an important consideration, especially for elevated decks. Compared to many other imitators, ModWood stands above the others in terms of mechanical properties.

Backed by ModWood's Natural Grain Collection 10 year limited residential warranty, you can expect your deck to withstand the wear and tear of busy lives.

ModWood requires little of the maintenance time and costs compared to conventional timber decks. However, regular cleaning of your deck will assist in maintaining its great look. Aqualis® Composite Bright makes cleaning ModWood easy without being harsh on ModWood or surrounding materials. ModWood should be cleaned

promptly when foreign substances are inadvertently spilt on the deck. Aqualis® Composite Sealer can be applied to ModWood Natural Grain Collection, only if it is at risk of being stained or marked i.e. beside bbq. Gaps between the boards should also be cleared of any debris. Check our website for Care and Maintenance advice.

Please note, the 'smooth/darker' finish of ModWood Natural Grain Collection can lend itself to scuffing and scratching more so than the 'brushed/lighter' finish. However, after weathering the marks will fade.

In exposed areas either side of the Natural Grain Collection board can be faced up. The brushed lighter coloured face surface must be used in sheltered applications.


Alternatively, marks will become less noticeable by lightly rubbing them with a natural decking oil using a clean rag. Refer to our website under Care and Maintenance for more detail.

It is strongly recommended that all furniture used on a ModWood deck have protective feet to help prevent scuffing and scratching of the deck surface.

The natural weathering of Natural Grain Collection (sun and rain) process will remove tannin or water stain marks that may occur. Tannin marks will typically occur in the initial 6-8 weeks, and the appearance of these marks are highly dependent on the weathering process. Refer to the Care and Maintenance section on our website.



Silver Gum



Black Bean brushed

## Decking

ModWood decking comes in a range of sizes, colours and finishes, giving you the ability to create residential or commercial projects with function and style.

Hard wearing and easy on the feet; note 137 mm profiles have a deep embossed pattern, tests have shown ModWood to have a similar surface temperature to timber.

ModWood is child friendly as it does not splinter. This makes it ideal decking for use around pool or spa areas.

Whilst ModWood is unaffected by salt water and it is ideal in a marine environment - suitable for docks and pontoons, it is not designed to be immersed in water.

Installation of ModWood is easy as no special tools are required. A ModWood deck offers long life with minimal maintenance and is a proven performer in the harsh Australian environment.

Due to the composition of ModWood, you can create a low environmental impact and stylish outdoor space.

**Natural Grain**  
COLLECTION

See our website for  
warranty guidelines.



# Xtreme Guard Collection

ModWood **XTREME GUARD®** unique capping provides added durability, mould and mildew resistance and splinter free surface. The capped technology incorporates world's best engineering backed by the original Australian manufacturer of wood composite decking.

There are five multi-chromatic colours including streaker with an enhanced real-wood look and the deep embossed grain producing a natural wood-like appearance. The capping is incorporated on ALL 4 faces making it super durable. Manufactured to the highest achievable level of slip resistance

P5 (AS 4586:2013), making it ideal for wet surfaces and commercial decks.

Hidden fastening system for standard shaped decks and for irregular shaped decks, matching colour coated head screws makes installation easy and quick. Never have to sand, stain or oil the deck again ever! Simply wash down and occasionally sweep to maintain a beautiful deck.

**Xtreme Guard is to be installed in high precipitation zones, around pools and commercial entertainment areas!**



ModWood **XTREME GUARD®** is the Ultra Low Maintenance decking solution! ModWood has a proven track record in Australia's harsh environment! Australian made, owned and designed! Designed to use the Snap-LOC concealed fixing system. Colour coated head screws available in packs of 100 and 350 for timber framing and packs of 100 for steel framing.

**Timber subframe (T-20 Star Drive):**

- 10 gauge x 65 mm Stainless Steel 305
- 10 gauge x 65 mm Stainless Steel 316

**Steel subframe (T-20 Star Drive-can penetrate up to 4 mm wall thickness):**

- 10 gauge x 40 mm Stainless Steel 410

	ModWood XTREME GUARD	Traditional Timber Decking
Fade, Stain and Scratch resisting	✓	✗
Ultra Low maintenance	✓	✗
Mould and mildew resisting	✓	✗
Won't split, rot or warp	✓	✗
No paint, stain or oiling	✓	✗
Long straight lengths with no defects	✓	✗
Splinter free	✓	✗
Highest achievable slip resistance P5	✓	✗
Unaffected by chlorine or salt water pools	✓	✗
Set length or Custom length packs	✓	✗
25 year* limited warranty for durability	✓	✗
25 year* limited warranty for fade and stain resistance	✓	✗

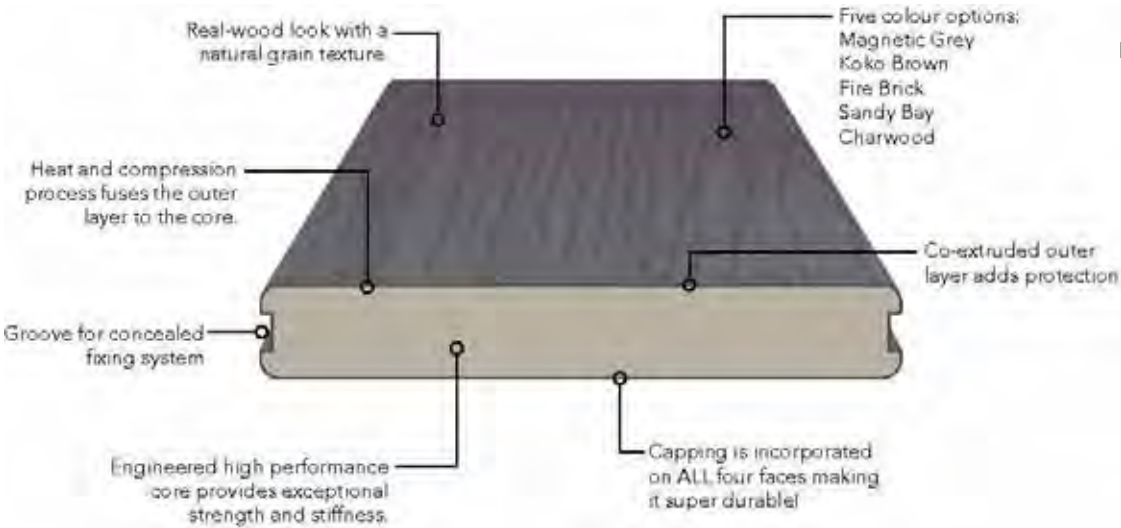
\* Refer to website for warranty terms and conditions.



SQUARE PROFILE



GROOVED PROFILE



See our website for warranty guidelines.



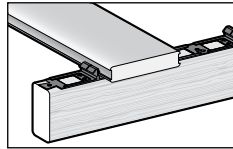
# How to Install ModWood

It is essential to obtain the relevant current copy of "ModWood Fixing Instructions" before installing ModWood products.

ModWood **Natural Grain Collection** can be fixed using conventional fasteners - refer to [www.modwood.com.au](http://www.modwood.com.au) for details.

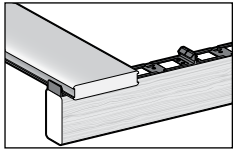
## Concealed fixing to suit ModWood Capped Xtreme Guard

Designed to use the Snap-LOC concealed fixing system. Colour coated head screws for timber and steel framing available for those boards that can't use Snap-LOC i.e. irregular shaped decks and square profile starter boards.



## Concealed fixing to suit ModWood Natural Grain Collection

KlevaKlip is the preferred method of concealed fixing of ModWood **Natural Grain Collection**. Please refer to [www.klevaklip.com.au](http://www.klevaklip.com.au) for fixing details and adhesive instructions.



## ModWood product fixing specifications

Fixing ModWood is different to timber. It is essential that you obtain and check the ModWood fixing instructions **prior** to installation - refer to [www.modwood.com.au](http://www.modwood.com.au)

## Some general pointers on ModWood

Observe minimum side by side and butt join gapping requirements. Must lay boards brushed side up in sheltered applications for **Natural Grain Collection**.

ModWood products are not "structural" and must not be used as bearers, joists etc.

Always pre-drill when screwing or fixing near the ends of the boards. Each clearance hole must be greater than the 'outside diameter' of the screw thread.

Only use fixings that comply with the *Building Code of Australia*.

In all cases, when screwing down do not overdrive screws. Fix with low to medium torque. Do not punch nail-heads under the surface of board. Fixing too close to the end of the board will cause splitting. Do not fix within 15 mm of the end of the board.

The perimeter of deck must be kept open and free of vegetation to enable ventilation.

	RESIDENTIAL	HEAVY DUTY COMMERCIAL	COMMERCIAL	DECKING	XTREME GUARD	DECKING WIDE	FLAME SHIELD	MARINA BOARD	MINI BOARD SCREENING
DIMENSIONS				88 x 23 mm	137 x 23 mm	137 x 23 mm	137 x 23 mm	137 x 32 mm	68 x 17 mm
Minimum ground clearance				300	150	300	300	300	150
Joist/support centres (max distance)				450***	450***	450***	450***	600***	800
Minimum end-gap (butt join)				2	2	2	2	2	2
Minimum gap - side by side				4	4	4	4	6	8
Minimum distance from edge of board for fixing				20	20	20	20	20	20
Minimum end-gap to solid structure				6	6	6	4	6	6
Screws (pre-drill & countersink)				yes	yes**	yes	yes	yes	yes
Dome-head nails (pre-drill)				yes	no	yes	yes	yes	yes
Nail gun acceptability				yes*	no	yes*	yes*	no	yes*
Suitability for fixing to steel substructures				see website	see website	see website	see website	see website	see website
Fixing over concrete				see website	see website	see website	see website	see website	see website
Standard length - approx. 10 to 15mm over length				5.4	5.4	5.4	5.4	4.2	4.8
Weight (per lineal metre) kgs				2.3	3.6	3.6	3.6	5.0	1.4

\* Use only dome-head nails from "coil-nail" gun. Pre-drill and hand nail when within 50 mm of end of board. ~~Nail gun is not our preferred fixing method.~~

\*\* Face fixing with screws to be kept to a minimum. \*\*\* Depending on concentrated load (kN) this may be reduced, contact ModWood directly for deflection calculation.

In all cases, when screwing down do not overdrive screws. Fix with low to medium torque. Do not punch nail-heads under surface of board.

Fixing too close to the end of the board will cause splitting. Do not fix within 15 mm of end of board.

### ModWood Technologies Pty Ltd

5 Jesica Road, Campbellfield,  
Victoria 3061, Australia

Phone (03) 9357 8866

Fax (03) 9357 6755

Email [info@modwood.com.au](mailto:info@modwood.com.au)

[www.modwood.com.au](http://www.modwood.com.au)



ModWood, Xtreme Guard and Flame Shield are registered trademarks of Australian Vinyls Corporation Pty Ltd.

Note: All claims made in this brochure refer only to ModWood products mentioned in the brochure.

ModWood warranty will only apply to boards fixed as per the appropriate ModWood Fixing Instructions. February 2025

