



Why You Should Work With Us

Welcome to Surepaint™, your trusted partner for all your residential painting needs. This information packet is designed to give you a clear overview of our home painting services, professional expertise, and commitment to quality. Whether you're refreshing a single room or repainting your entire home, we're here to deliver beautiful, lasting results that elevate your living space.



Surepaint™

Residential & Commercial Painting

Reliable and Professional Painting Partner

At Surepaint™, we pride ourselves on our ability to be an innovative and solution-oriented full-service painting contractor.



I found dealing with Surepaint™ really easy. The company has wonderful staff from all areas: project mgt, admin and painters. Nothing is too much trouble and the final result reflects the company's customer centric approach underpinned by a sound project management methodology. I'd recommend them to anyone. Very fair, good quality work.

- Helen Stewart



Get Started with a Free
Quote - Scan to Book!





Safety & Insurance

We take pride in delivering top-quality services while prioritizing your safety and peace of mind. Being a fully licensed and insured company, we ensure the highest standards of professionalism and protection for our valued customers.



Accidental Damage Cover

You're protected with Surepaint™. We hold comprehensive public liability insurance to safeguard you in the rare event of accidental damage or unforeseen incidents during your project. Our strict risk management processes and attention to detail ensure peace of mind and a stress-free experience every step of the way.



Safe At Work Company

Our team is fully certified under Safe Work standards, ensuring that every project complies with strict workplace health and safety regulations. We place the highest priority on the well-being of both our clients and crew, maintaining a safe, secure, and compliant worksite from start to finish.

The Scope of Our Services

Our painting services are available throughout the South East Queensland region. We have a wealth of experience in various home styles, from traditional Queenslanders to sleek, modern designs. Our dedicated team, which includes customer service representatives, professional painters, plasterers, and colour consultants, works diligently to ensure your property transformation is both seamless and enjoyable.



Interior Painting



Exterior Painting



Roof Painting



Timber Deck
Restoration



House Washing



Lead Paint
Removal



Render Repairs

Our Guarantees

At Surepaint™, we stand by our work with strong guarantees that reflect our commitment to quality and customer satisfaction. Explore our promises to you and learn how we ensure peace of mind with every project.



Quality Guaranteed

We adhere to the highest residential and commercial painting practices and standards in Australia. Our quality commitment reflects in the selection of our products, our unmatched skill, and our incredible expertise in addressing your project repair needs.



Fixed Price Guaranteed

With our Fixed Price Guarantee, you can be confident that the price we quote is the price you pay. No hidden fees, no unexpected costs—just clear and transparent pricing from start to finish.



10-Year Warranty (Extended)

Our exclusive 10-year warranty speaks volumes about the confidence we have in the quality of our paint and our workmanship. Our customers are provided peace of mind their paint job undertaken by us will be covered by our quality commitment. From the correct planning to preparation. Your newly applied paint will not peel, flake or blister for 10 years.



Scan the QR code to access the most up-to-date information.

All Surepaint™ warranties and guarantees are subject to specific terms and conditions, which outline the scope, limitations, and eligibility criteria of our service commitments. For the most accurate and up-to-date information, we recommend reviewing the full terms and conditions before making any decisions.

Customer Testimonials



Terry Simpson



The initial response was encouraging and the work that was undertaken was excellent. They would be the first company to be approached if we needed painting in the future.



Susan Jamieson



The team from Surepaint™ did an excellent job of painting the interior of our home. I was impressed with the team of painters who were polite and helpful at all times. Lachlan was available for any concerns or questions and visited the house during the painting to ensure quality of the job. We were very happy with the end result and would definitely recommend Surepaint™ to others looking for a quality paint job



Alison Turner



Sure Paint have been absolutely outstanding and extremely quick. We are very happy with the work they have done and can highly recommend.



Sheridan Scott



It was a pleasure working with Lauchlan and his team. They did an amazing job and kept us informed at every step of the way. I would have no hesitation in recommending them



Matt Townsend



The team at Surepaint™ were timely and responsive to our requests, providing the service we requested with attention to detail, in a personable and approachable way. Great work.



Angela Keegan



Painless process with Surepaint™, who sent Lachlan out promptly with a realistic quote, then a great team of painters who worked quickly and well to complete the project. Benji and his crew were friendly and respectful, and did a great job! We also appreciated that they were happy to fix up a couple of small oversights, no problems at all. Thanks Surepaint™!



Marilyn Revell



Surepaint™ were the best in every way from admin to painting finish and clean up. I would recommend them to anyone. Their painter Mark was sooo careful and precise. Thank you Surepaint™ and Mark.



Arthur Wilson



From quote, colour selection, project management to finished product the whole process was very professional. Not only was the whole team very proficient they were very willing to make slight adjustments on the fly when we changed our minds. Very accomodating. Thanks team for all you did. Looks great.



Christopher Brown



I user Surepaint™ to get the interior of my new townhouse painted. The whole process was very professional, well expained and well documented. Glen was able to explain to someone who had no idea what was involved exactly what was included in my quote and what was going to happen. They delivered on time and to my satifaction. Would recommend.

See Why Customers
Love Us – Scan Now!



4.5



Based on 350 reviews

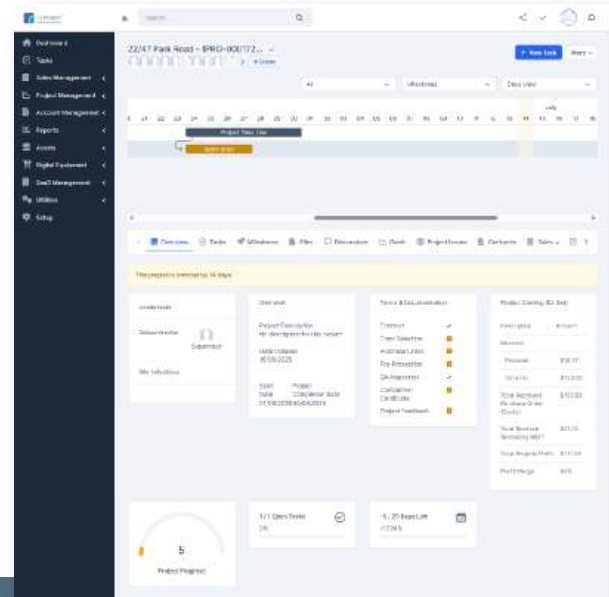
Surepaint™ Cloud

**Real-time updates. Stress-free communication.
A seamless renovation experience.**

At Surepaint™, we manage your home painting project using our custom software dashboard — giving you clear, real-time updates from start to finish.

Easily track progress, timelines, and key milestones in one place. Your dedicated Project Manager keeps everything up to date so you're always in the loop — no follow-ups needed.

Whether you're repainting a single room or transforming your entire home, we keep the process smooth, transparent, and stress-free.



Live Job Status Updates



Centralized Scheduling & Key Milestones



Photo Uploads & Site Progress Feeds

Access Project Info Anytime

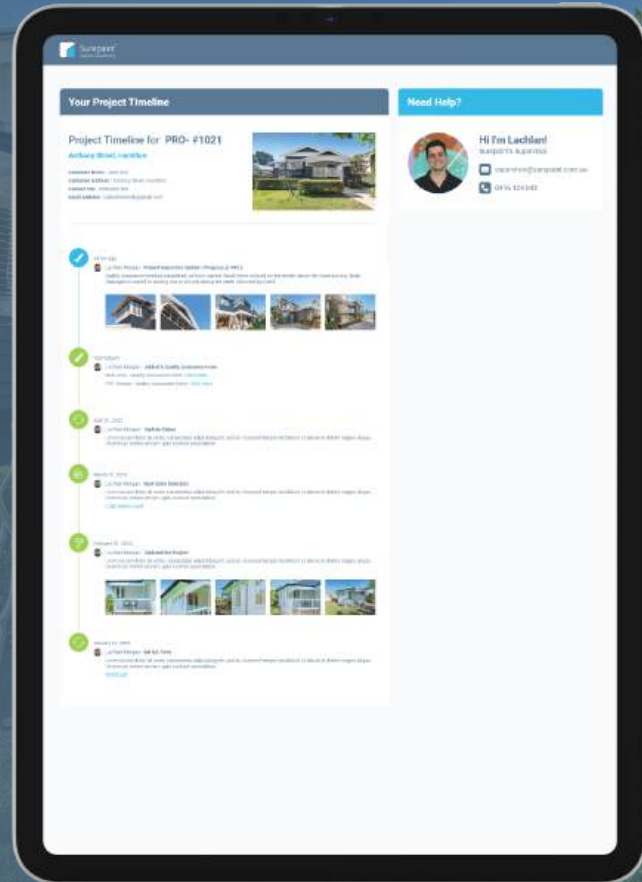
Log in from any device. Get real-time answers without chasing emails or phone calls.

- ✓ 100% Transparency
- ✓ Project Manager Communication Thread
- ✓ Downloadable Progress Snapshots

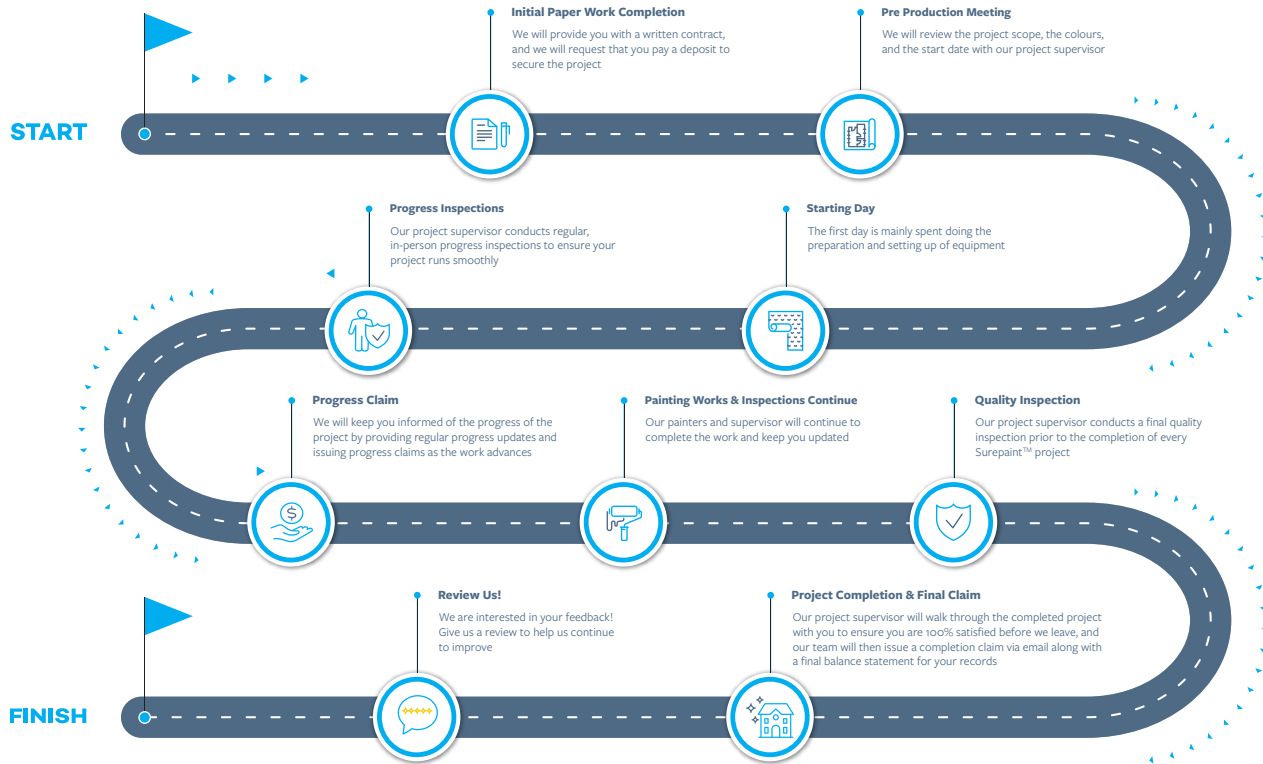
Our Live Project Timeline

At Surepaint™, we use a custom project tracking system designed to take the guesswork out of your home painting experience. This tool helps us keep everything on schedule, maintain quality at every stage, and ensure your project runs smoothly from start to finish.

Our live project timeline keeps you informed of what's happening and what's coming up - from prep to final walkthrough - so you always know where things stand. It's part of our promise to deliver a stress-free, well-managed painting experience with results you'll love.



Residential Painting Road Map





What is the Process for Interior House Painting?

Depending on what exactly we're painting, our interior house painting process might work a little differently. Our expert team use a proven method and a range of premium-grade paints to get the job done and deliver an amazing finish.

For interior walls and ceilings, our painting process looks like this:

- ✓ Lightly sand the desired area, which helps the paint stick better
- ✓ Fill in any dents and scratches
- ✓ Apply gap filler to any cracks in the walls and ceilings
- ✓ Seal in any stains
- ✓ Spot prime bare areas to be painted
- ✓ Use anti-mould coatings in bathroom walls and wet area ceilings
- ✓ Apply the first coat of interior acrylic paint
- ✓ Apply the second coat of interior acrylic paint
- ✓ Tidy up

Our standard interior trim painting process is a bit different:

- ✓ Lightly sand for adhesion
- ✓ Fill in scratches, dents and holes
- ✓ Apply a specialised oil-based primer for adhesion
- ✓ Apply first coat of hard wearing enamel

Surepaint™ Interior Painting System

Protect all surfaces from paint splatter

Light scraping and sanding preparation to surfaces

Use fillers to repair surface imperfections as required

Use of premium joint sealants to cracks as required

If applicable prime bare areas, stains and blemishes

2 coats of washable interior acrylic with mould protection



*

this image is for demonstration purpose only, check your quotation for accuracy of process.

10

Years Warranty*
Criteria, terms and conditions apply

Our exclusive 10-year written warranty speaks volumes about the confidence we have in the quality of our paint and our workmanship.

We guarantee that any coatings we apply will not blister, flake or peel in 10 years and if they do we will fix it free of charge.

10



What is the Process for Exterior House Painting?

Our professional exterior house painters have serviced just about every type of property there is in South East Queensland. Here's how the exterior house painting process works:

- ✓ Pressure wash to clean the home
- ✓ Scape and sand off any flaking or loose paint
- ✓ Use gap filler to repair cracks
- ✓ Fill in nail holes and dents in walls to get a smooth surface
- ✓ Spot prime exterior walls
- ✓ Tape off windows and surfaces you don't want to be painted
- ✓ Sand and wipe
- ✓ Finishing touches and details
- ✓ Tidy up

Should you choose, our painters can incorporate a range of associated services into your project.

Surepaint™ Exterior Painting System

Pressure wash painted areas

Light scraping & sanding preparation to surfaces

Use fillers to repair surface imperfections as required

Use of premium grade joint sealants joints as required

Spot priming with premium primer as required

2 coats of premium exterior acrylic with UV protection



*

this image is for demonstration purpose only, check your quotation for accuracy of process.

10

Years Warranty*

Criteria, terms and conditions apply

Our exclusive 10-year written warranty speaks volumes about the confidence we have in the quality of our paint and our workmanship.

We guarantee that any coatings we apply will not blister, flake or peel in 10 years and if they do we will fix it free of charge.

10

What is the Process for Roof Painting?

Generally speaking, the painting methods we use apply to multiple types of roofs, be it cement tile roof or corrugated metal roof. Here's a step-by-step breakdown of our quality service in South East Queensland :

- ✓ Set up scaffolding and height access equipment (if necessary)
- ✓ Prepare the work area and tape off surfaces you don't want painted
- ✓ Clear debris with a blast from high-pressure cleaner
- ✓ Apply one coat of a specialised roof primer
- ✓ Apply the first coat of exterior roof membrane acrylic paint
- ✓ Once dry, apply a second coat of exterior roof membrane acrylic
- ✓ Complete finishing touches
- ✓ Tidy up and pack down the site





What is the Process for Lead Paint Removal?

Lead-based paints were commonly used in Australian homes and buildings prior to the 1970s. While now banned, many older properties still contain these hazardous coatings beneath layers of newer paint. If disturbed, lead dust and chips can pose serious health risks — especially to children, pets, and pregnant women.

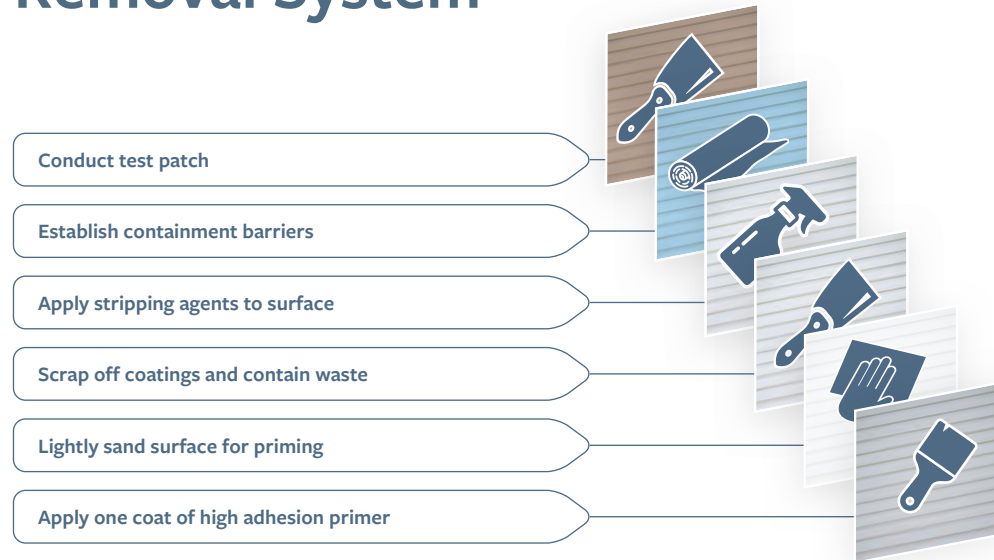
At Surepaint™, we follow strict safety protocols and use industry-approved lead removal techniques to ensure your property is made safe and compliant. Our team is fully trained in lead paint management and licensed under QBCC regulations to carry out this work across South East Queensland.

Here's a step-by-step overview of our professional lead paint removal process:

- ✓ Set up safety containment measures (plastic sheeting, warning signs, and isolation barriers)
- ✓ Wear full personal protective equipment (PPE) and prepare decontamination area
- ✓ Wet the surface to prevent dust release and begin controlled paint removal using chemical strippers or wet scraping
- ✓ Carefully collect and seal all removed paint chips and waste in approved lead disposal bags
- ✓ HEPA vacuum and wet wipe the entire work area to remove residual dust
- ✓ Conduct a post-removal clean-up and site inspection
- ✓ Transport and dispose of lead waste in accordance with EPA and local council guidelines

Lead paint removal is not a job for DIY. Let Surepaint™ handle it safely, so you can breathe easy.

Surepaint™ Lead Paint Removal System



*
this image is for demonstration
purpose only, check your
quotation for accuracy of process.

10
Years Warranty*
Criteria, terms and conditions apply

Our exclusive 10-year written warranty speaks volumes about the confidence we have in the quality of our paint and our workmanship.

We guarantee that any coatings we apply will not blister, flake or peel in 10 years and if they do we will fix it free of charge.



What is the Process for Timber Decking?

Surepaint™ experienced South East Queensland tradies typically use two approaches to timber deck recoating, depending on your desires and the needs of the home. You might only need simple timber deck recoating, or a full deck rejuvenation project.

For simpler deck maintenance, our method is as follows:

- ✓ Scrape and sand delaminated coatings
- ✓ Lightly sand the deck and punch-in any loose nails
- ✓ Wash down the timber deck with deck cleaner
- ✓ Tape off and cover areas on the deck that are not to be treated
- ✓ Apply a first coat of decking oil
- ✓ Apply a second coat of decking oil
- ✓ Tidy up and pack up the job site

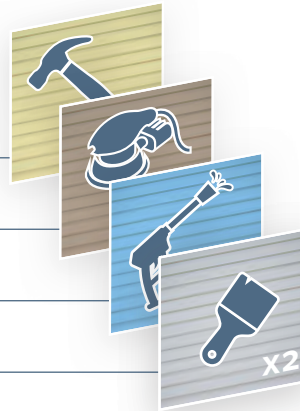
Surepaint™ Timber Decking System

Attend to any raised fixing as required

Machine sand timber as required

Wash with a specialised deck cleaner

2 coats of premium penetrative oil



*

this image is for demonstration purpose only, check your quotation for accuracy of process.



Sunlight can lead to the drying and cracking of timber decks. The heat from the sun can cause moisture within the wood to evaporate, leading to shrinkage and the development of cracks.

Regular maintenance is essential to protect timber decks from the damaging effects of sunlight, preserving their appearance, structural integrity, and longevity.

What is the Process for Exterior House Washing?

Homes and buildings, like many things, become dirty over time. They will collect dust and in some cases become mouldy. Our intricate house exterior washing process will leave your home sparkling new. House washing is also a key factor in extending the lifetime of paintwork.

Surepaint™ qualified and experienced Brisbane-based external house washing professionals can fill you in with further details specific to your home and needs, but in general, our power washing process involves:

- ✓ Applying cleaning agent and wetting the walls
- ✓ Applying anti-mould treatment and anti-fungal treatment (if mould is discovered)
- ✓ Waiting for five minutes while products get to work
- ✓ Pressure cleaning the house and rinsing off



Your Quote Checklist

Use this handy checklist to compare Surepaint™ with other painting companies before making a decision for your home.


	SUREPAINT™	Quote B	Quote
Member of Master Painter Australia	✓		
100% Australian-owned family business	✓		
Fully insured for residential projects	✓		
Warranty	10 Years		
Clear, detailed, and transparent pricing proposal	✓		
Strong reputation with 5-star reviews from local homeowners	✓		
20+ years of experience in residential painting	✓		
No hidden costs or surprise charges	✓		
Single point of contact from quote to completion	✓		
Free colour consultation tailored to your home	✓		
Digital preview overlays so you can visualise your home's new look	✓		
Flexible scheduling to suit your lifestyle	✓		
Furniture, flooring, and surface protection included	✓		
Premium paints used on all jobs	✓		
Daily project updates through Surepaint™'s proprietary painting project management system	✓		
Clean-up guarantee - no mess left behind	✓		
Final walk-through with you before job sign-off	✓		
Flexible payment plans available	✓		
Post-project check-ins & helpful warranty reminders	✓		
Long-term boost to your home's value and street appeal	✓		

Take the stress out of painting with Surepaint™

Allow our professional and capable team of estimators, painters, project supervisors and dedicated office manage your project to reach your desired outcome.

*Trusted by South
East Queensland-
homeowners for
quality, reliability,
and stunning results.*

Take a virtual tour of
our recent projects —
just scan and explore.





SurepaintTM

Residential & Commercial Painting

Making Painting Easy.



www.surepaint.com.au